

40.5~126KV ANTI POLLUTION OUTDOOR POST PORCELAIN INSULATOR

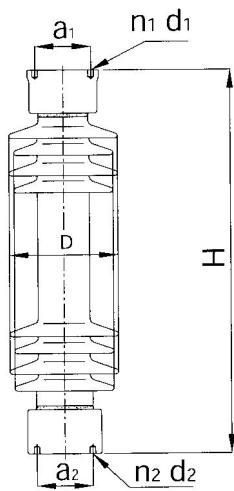


Fig 1

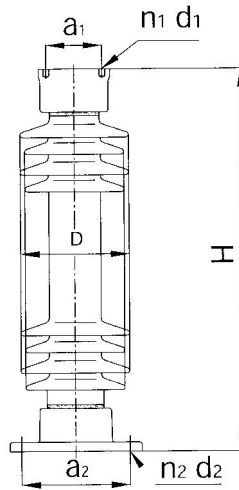


Fig 2

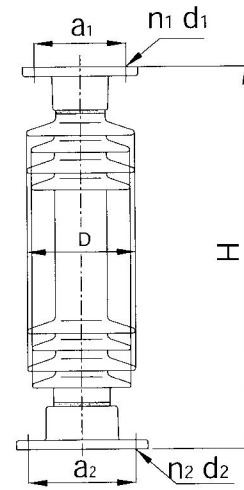


Fig 3

Item No.	Type	Rated Volt. kV	Fig No.	Mechanical Failing load		Creepage Dis. mm	Main dimensions				Weight kg
				Bend kN	Torsion KN.m		H	D	n ₁ .d ₁ -a ₁	n ₂ .d ₂ -a ₂	
1030	ZSW-40.5/4L-3	40.5	1	4	2	1013	450	235	4-M12-Φ140	4-M12-Φ140	23.2
1031	ZSW-40.5/8-3	40.5	2	8	2	1013	450	245	4-M12-Φ140	4-Φ14-Φ180	23.0
1040	ZSW-40.5/4L-4	40.5	1	4	1.5	1260	550	233	4-M12-Φ140	4-M12-Φ140	44
1130	ZSW-72.5/4-6L-3	72.5	1	6	1.5	1815	760	230	4-M12-Φ140	4-M12-Φ140	42.7
1140	ZSW-72.5/4-6L-4	72.5	1	4	2	2248	890	272	4-M12-Φ140	4-M12-Φ140	55.7
1321	ZSW3-126/4L-2	126	1	4	3	2750	1190	235	4-M12-Φ140	4-M12-Φ140	66
1324	ZSW-126/8k-2	126	3	8	4	2750	1200	250	4-Φ18-Φ225	4-Φ18-Φ250	79
1325	ZSW-126/12.5-2	126	3	12.5	8	2750	1200	260	4-Φ18-Φ225	8-Φ18-Φ254	96
1330	ZSW-126/4-6L-3	126	1	6	2	3150	1190	250	4-M12-Φ140	4-M12-Φ140	77
1331	ZSW-126/8k-3	126	3	8	4	3150	1220	250	4-Φ18-Φ225	8-Φ18-Φ254	78
1340	ZSW-126/4-6L-4	126	1	6	2	3906	1190	297	4-M12-Φ140	4-M12-Φ140	85
1351	ZSW-126/20K-3	126	3	20	10	3150	1150	290	8-Φ18-Φ254	8-Φ18-Φ254	112

252KV ANTI POLLUTION OUTDOOR POST PORCELAIN INSULATOR

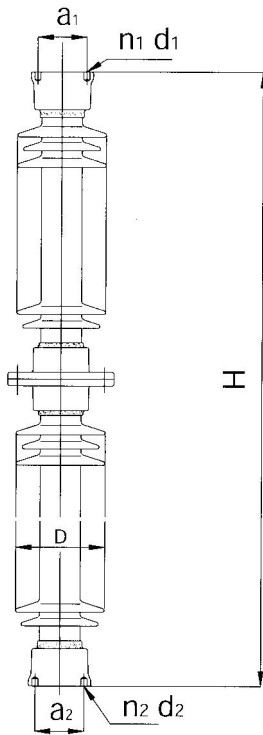


Fig 4

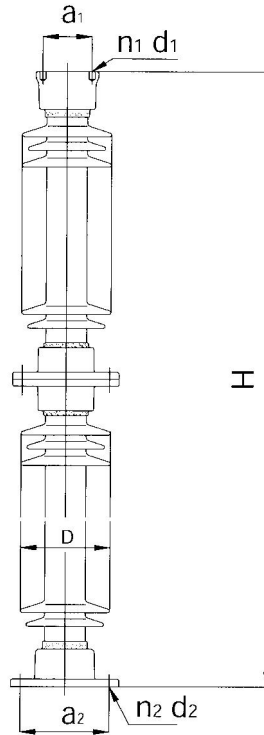


Fig 5

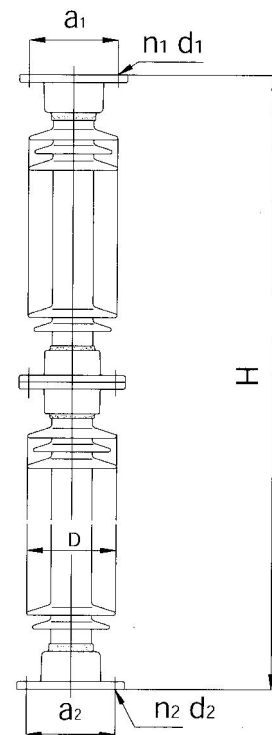


Fig 6

Item No.	Type	Rated Volt. kV	Fig No.	Mechanical Failing load		Creepage Dis. mm	Main dimensions				Weight	Component part
				Bend kN	Torsion KN.m		H	D	n ₁ .d ₁ -a ₁	n ₂ .d ₂ -a ₂		
2130	ZCW-252/N2L-3	252	4	-	2	6300	2400	230	4-M16-Φ 127	4-M16-Φ 127	137	2130.1+ 2130.2
2132	ZCW-252/N2L-3	252	4	-	2	6300	2300	241	4-M12-Φ 160	4-M12-Φ 160	132	2132.1+ 2132.2
2140	ZCW-252/N2L-4	252	4	-	2	7812	2400	272	4-M16-Φ 127	4-M16-Φ 127	156	2140.1+ 2140.2
2150	ZCW-252/N2L-3	252	7	-	2	6300	2120	245	4-M16-Φ 127	4-M16-Φ 127	92	2150
2331	ZCW-252/6-3	252	5	6	3	6300	2300	265	4-M12-Φ 140	8-Φ 18-Φ 254	170	2331.1+ 2331.2
2333	ZCW-252/8-3	252	5	8	6	6300	2400	275	4-M16-Φ 127	6-Φ 18-Φ 286	195	2333.1+ 2333.2

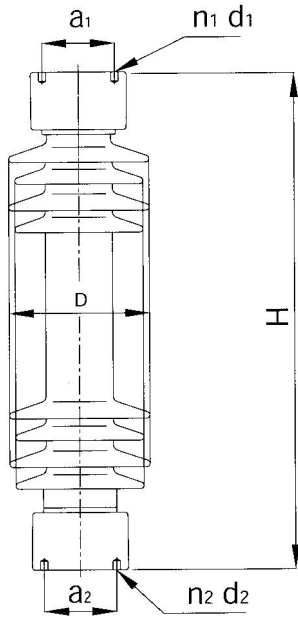


Fig 7

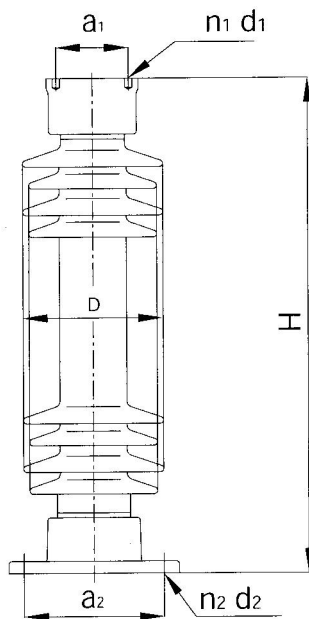


Fig 8

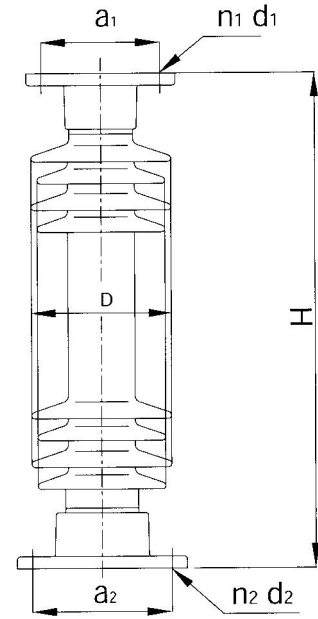


Fig 9

Item No.	Type	Rated Volt. kV	Fig No.	Mechanical Failing load		Creepage Dis. mm	Main dimensions				Weight	Component part
				Bend kN	Torsion kN		H	D	$n_1 \cdot d_1 - a_1$	$n_2 \cdot d_2 - a_2$		
2334	ZSW-252/8-3	252	5	8	4	6300	2300	275	4-M12-Φ140	8-Φ18-Φ250	192	2334.1+ 2334.2
2335	ZSW-252/8-3	252	5	8	6	6300	2400	275	4-M16-Φ127	8-Φ18-Φ250	191	2335.1+ 2335.2
2336	ZSW-252/16K-3	252	6	16	10	6300	2300	330	8-Φ18-Φ254	8-Φ18-Φ300	238	2336.1+ 2336.2
2337	ZSW-252/12.5K-3	252	6	12.5	8	6300	2300	315	4-Φ18-Φ225	8-Φ18-Φ275	225	2337.1+ 2337.2
2340	ZSW-252/8-4	252	5	8	6	7812	2400	307	4-M16-Φ127	8-Φ18-Φ250	221	2340.1+ 2340.2
2341	ZSW-252/8-4	252	5	8	6	7812	2400	307	4-M12-Φ140	8-Φ18-Φ250	221	2341.1+ 2341.2
2342	ZSW-252/6-4	252	5	6	6	7812	2400	307	4-M12-Φ140	8-Φ18-Φ250	221	2342.1+ 2342.2
2530	ZSW-252/8K-3	252	9	8	6	6300	2100	275	4-Φ18-Φ225	8-Φ18-Φ254	172	2530
2540	ZSW-252/8-4	252	8	8	6	7812	2120	303	4-M12-Φ140	8-Φ18-Φ250	191	2540

363~550KV ANTI POLLUTION OUTDOOR POST PORCELAIN INSULATOR

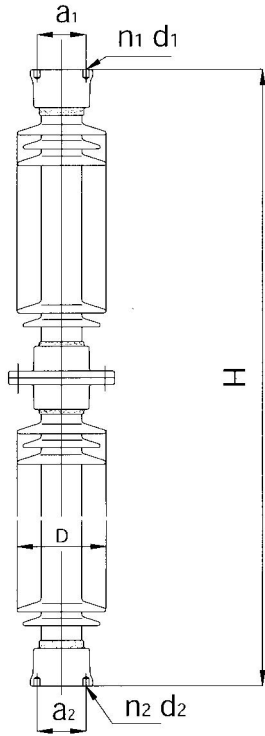


Fig 10

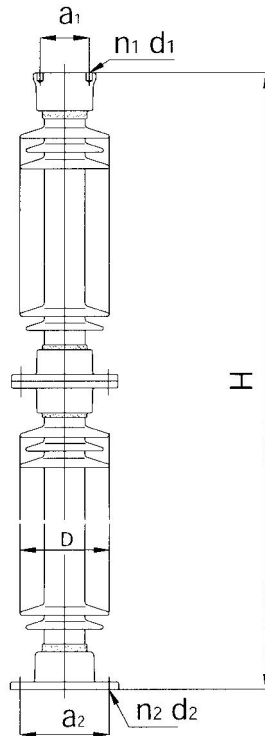


Fig 11

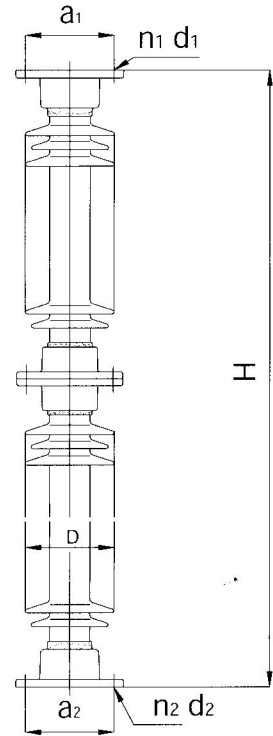


Fig 12

Item No.	Type	Rated Volt. kV	Fig No.	Mechanical Failing load		Creepage Dis. mm	Main dimensions				Weight	Component part
				Bend kN	Torsion kN		H	D	n ₁ .d ₁ -a ₁	n ₂ .d ₂ -a ₂		
3321	ZSW-363/4k-2	363	15	4	2	8250	3200	270	4-Φ14-Φ190	8-Φ18-Φ250	232.5	3321.1+ 3321.2+ 3321.3
3334	ZSW-363/6-3	363	14	6	3	9075	3500	285	4-M12-Φ140	8-Φ18-Φ254	255	3334.1+ 3334.2+ 3334.3
3335	ZSW-363/8K-3	363	15	8	10	9075	3500	315	4-Φ18-Φ225	8-Φ18-Φ275	320.5	3335.1+ 3335.2+ 3335.3
3530	ZSW-363/4K-3	363	12	4	2	9075	3200	270	4-Φ14-Φ190	8-Φ18-Φ250	214.5	3530.1+ 3530.2
5130	ZCW-550/N4L-3	550	13	-	4	13750	4400	255	8-M10-Φ127	8-M10-Φ127	277	5130.1+ 5130.2+ 5130.3
5140	ZCW-550/N4I-4	550	13	-	4	17050	4400	295	8-M10-Φ127	8-M10-Φ127	337	5140.1+ 5140.2+ 5140.3

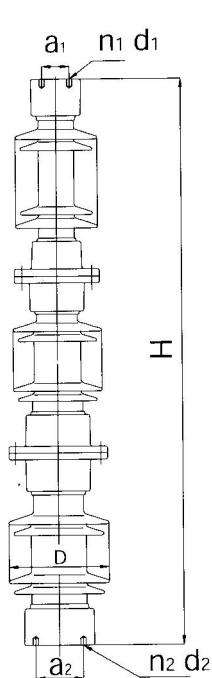


Fig 13

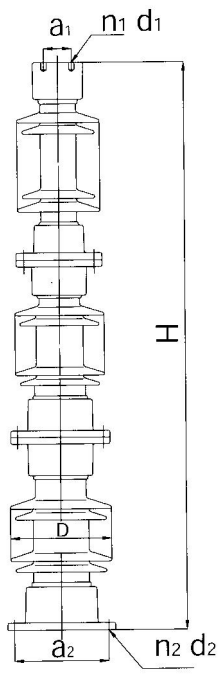


Fig 14

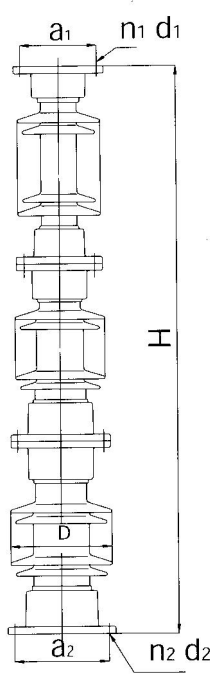


Fig 15

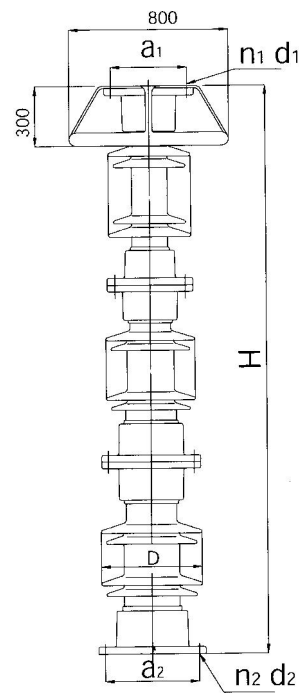


Fig 16

Item No.	Type	Rated Volt. kV	Fig No.	Mechanical Failing load		Creepage Dis. mm	Main dimensions				Weight	Component part
				Bend kN	Torsion kN		H	D	$n_1.d_1-a_1$	$n_2.d_2-a_2$		
5150	ZCW-550/4L-3	550	10	-	4	13750	4400	255	8-M10-Φ127	8-M10-Φ127	264	5150.1+ 5150.2
5330	ZSW-550/12.5-3	550	14	12.5	10	13750	4400	345	4-M16-Φ127	8-Φ18-Φ325	540.5	5330.1+ 5330.2+ 5330.3
5331	ZSW-550/10K-3	550	16	10	4	13750	4400	320	8-Φ18-Φ254	8-Φ18-Φ325	519	5331.1+ 5331.2+ 5331.3 Grading ring
5332	ZSW-550/8K-3	550	16	8	10	13750	4400	320	8-Φ18-Φ225	8-Φ18-Φ300	465.5	5332.1+ 5332.2+ 5332.3 Grading ring
5336	ZSW-550/16K-3	550	15	16	10	13750	4400	335	8-Φ18-Φ275	8-Φ18-Φ325	613	5336.1+ 5336.2+ 5336.3
5340	ZSW-550/12.5-4	550	14	12.5	10	17050	4400	390	4-M16-Φ127	8-Φ18-Φ325	610	5340.1+ 5340.2+ 5340.3
5350	ZSW-550/12.5-3	550	11	12.5	10	13750	4400	345	4-M16-Φ127	8-Φ18-Φ325	563	5350.1+5350.2

800KV ANTI POLLUTION OUTDOOR POST PORCELAIN INSULATOR

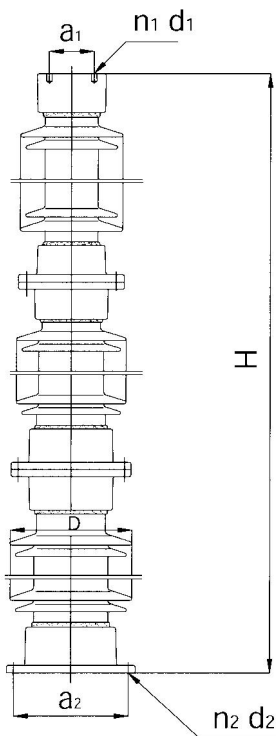


Fig 17

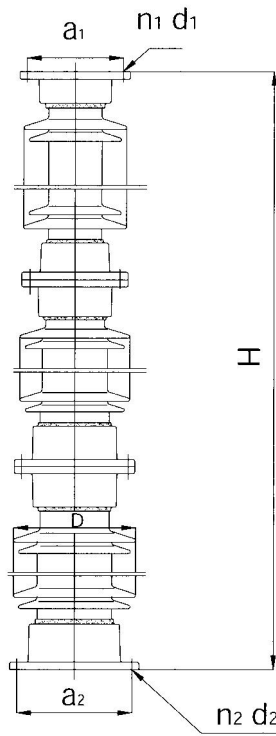


Fig 18

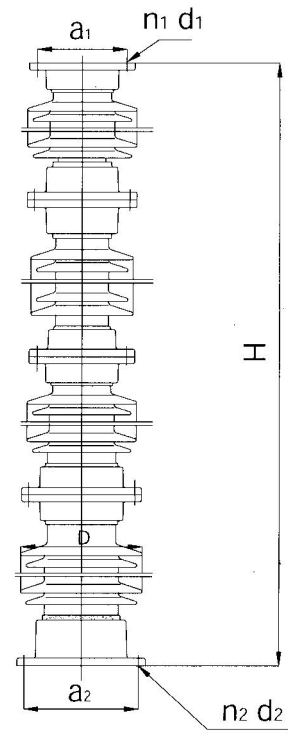


Fig 19

Item No.	Type	Rated Volt. kV	Fig No.	Mechanical Failing load		Creepage Dis. mm	Main dimensions				Weight	Component part
				Bend kN	Torsion kN		H	D	$n_1.d_1-a_1$	$n_2.d_2-a_2$		
8101	ZCW-800/N4K-3	800	19	-	4	20000	6700	275	8-Φ10-Φ254	8-Φ18-Φ275	590	8101.1+ 8101.1+ 8101.1+ 8101.2
8102	ZCW-800/N6K-3	800	18	-	6	20000	6300	310	8-Φ10-Φ254	8-Φ18-Φ300	675	8102.1+ 8102.1+ 8102.2
8301	ZCW-800/12.5K-3	800	19	12.5	10	20000	6700	405	8-Φ10-Φ254	8-Φ18-Φ356	968	8301.1+ 8301.2+ 8301.3+ 8301.4
8302	ZCW-800/12.5-3	800	17	12.5	10	20000	6300	405	4-M18-Φ127	8-Φ18-Φ400	1072	8302.1+ 8302.2+ 8302.3
8303	ZCW-800/16K-3	800	18	16	10	20000	6300	400	8-Φ18-Φ356	8-Φ18-Φ400	1078	8303.1+ 8303.2+ 8303.3

126~145KV NORMAL TYPE OUTDOOR POST PORCELAIN INSULATOR

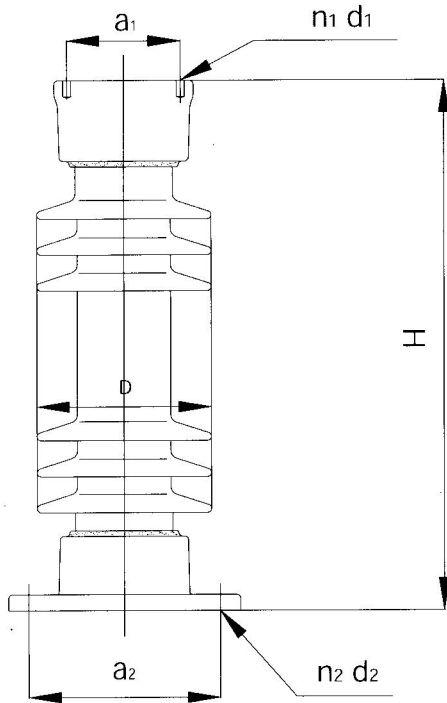


Fig 20

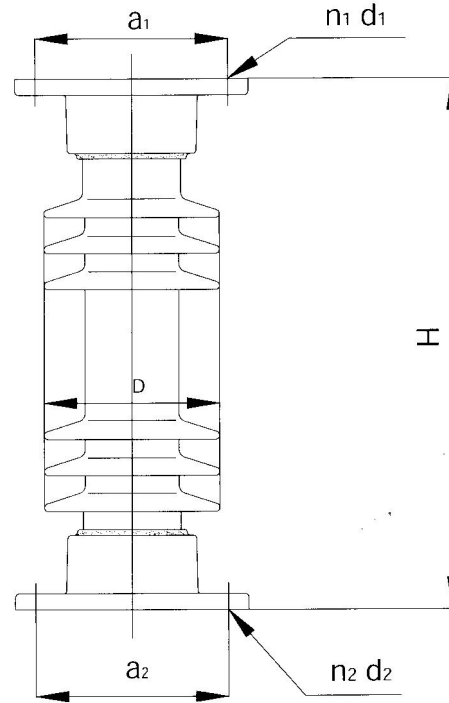


Fig 21

Item No.	Type	Rated Volt. kV	Fig No.	Mechanical Failing load		Creepage Dis. mm	Main dimensions				Weight
				Bend kN	Torsion kN		H	D	$n_1 \cdot d_1 - a_1$	$n_2 \cdot d_2 - a_2$	
1203	ZS-126/4	126	20	4	2	2150	1060	205	4-M12-Φ140	4-Φ18-Φ225	60
1208	ZS-126/8K	126	21	8	4	2150	1060	230	4-Φ18-Φ225	4-Φ18-Φ225	72
1209	ZS-126/10K	126	21	10	6	2150	1060	240	4-Φ18-Φ225	4-Φ18-Φ254	85
1268	ZS-145/6	145	21	6	4	2900	1500	230	4-Φ18-Φ225	8-Φ18-Φ254	105
1269	ZS-145/8	145	20	8	6	2900	1400	230	4-M12-Φ140	4-Φ18-Φ225	98
1270	ZS-145/10	145	20	10	10	3300	1500	230	4-M16-Φ127	8-Φ18-Φ254	114

252KV NORMAL TYPE OUTDOOR POST PORCELAIN INSULATOR

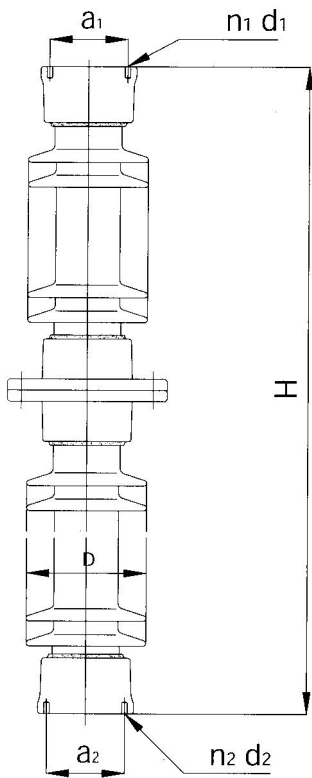


Fig 22

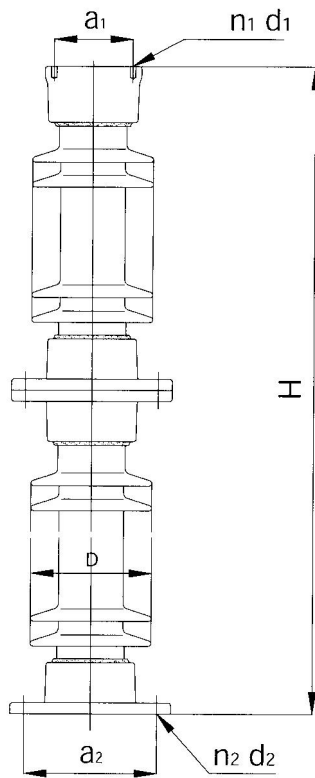


Fig 23

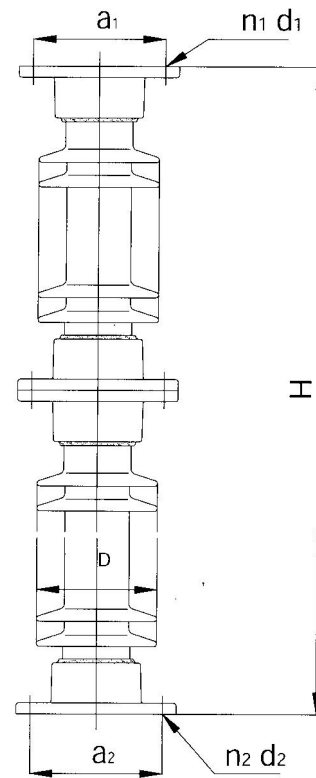


Fig 24

Item No.	Type	Rated Volt. kV	Fig No.	Mechanical Failing load		Creepage Dis. mm	Main dimensions				Weight	Component part
				Bend kN	Torsion kN		H	D	$n_1.d_1-a_1$	$n_2.d_2-a_2$		
2201	ZS-252/4	252	23	4	4	4284	2120	230	4-M12-Φ140	4-Φ18-Φ250	123	2201.1+2201.2
2204	ZS-252/6	252	23	6	6	4284	2120	230	4-M12-Φ140	4-Φ18-Φ250	122	2204.1+2204.2
2208	ZS-252/8	252	23	8	8	4284	2400	240	4-M16-Φ127	6-Φ18-Φ286	191	2208.1+2208.2
2213	ZS-252/10K	252	24	10	10	4284	2100	240	4-Φ18-Φ225	4-Φ18-Φ254	169	2213.1+2213.2
2216	ZS-252/16K	252	24	16	10	4284	2100	270	8-Φ18-Φ354	8-Φ18-Φ300	207	2216.1+2216.2

363~550KV NORMAL TYPE OUTDOOR POST PORCELAIN INSULATOR

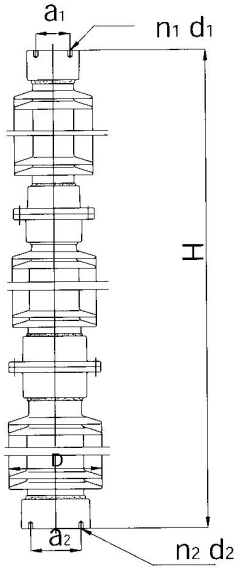


Fig 25

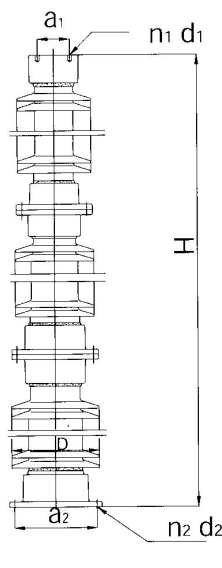


Fig 26

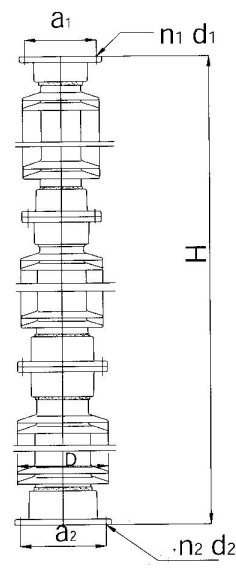


Fig 27

Item No.	Type	Rated Volt. kV	Fig No.	Mechanical Failing load		Creepage Dis. mm	Main dimensions				Weight	Component part
				Bend kN	Torsion kN		H	D	$n_1 \cdot d_1 - a_1$	$n_2 \cdot d_2 - a_2$		
3207	ZS-363/5K	363	27	5	5	6890	3480	240	4- Φ 14- Φ 190	8- Φ 18- Φ 250	250	3207.1+ 3207.2+ 3207.3
3208	ZS-363/10K	363	27	10	6	7260	3150	270	4- Φ 18- Φ 225	8- Φ 18- Φ 300	297	3208.1+ 3208.2+ 3208.3
5200	ZC1-550/N4L	550	25	--	4	8800	4400	215	8-M10- Φ 127	8-M10- Φ 127	193	5200.1+ 5200.2+ 5200.3
5201	ZC1-550/N4K	550	27	--	4	8800	4400	215	4- Φ 18- Φ 210	4- Φ 18- Φ 210	198	5201.1+ 5201.2+ 5201.3
5203	ZS1-550/8K	550	27	8	8	8800	4400	295	8- Φ 18- Φ 275	8- Φ 18- Φ 300	432	5203.1+ 5203.2+ 5203.3
5204	ZS1-550/10K	550	27	10	10	8800	4400	310	8- Φ 18- Φ 254	8- Φ 18- Φ 325	425	5204.1+ 5204.2+ 5204.3
5205	ZS1-550/12	550	26	12	10	8800	4400	310	4-M16- Φ 127	8- Φ 18- Φ 325	532	5205.1+ 5205.2+ 5205.3
5206	ZS1-550/14K	550	27	14	10	8800	4400	310	8- Φ 18- Φ 275	8- Φ 18- Φ 325	538	5206.1+ 5206.2+ 5206.3

COMPONENT PART FOR ANTI-POLLUTION OUTDOOR POST PORCELAIN INSULATOR

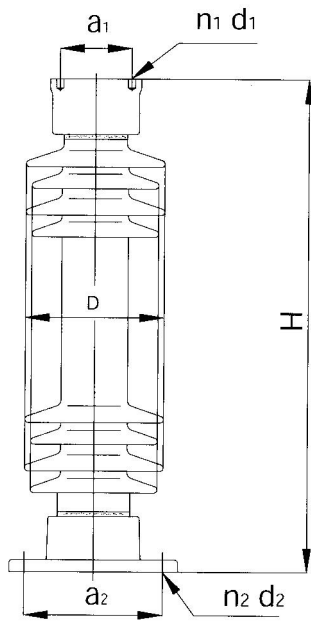


Fig 28

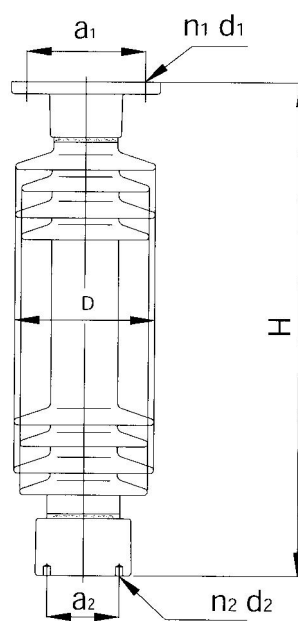


Fig 29

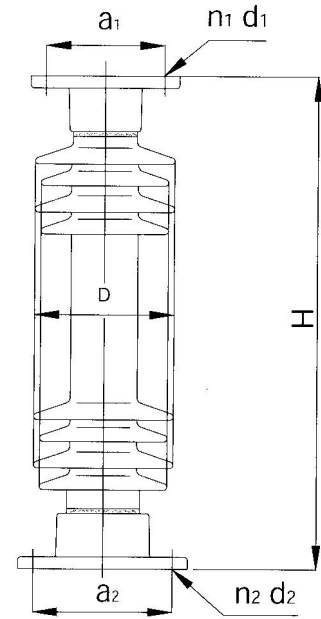


Fig 30

Item No.	Type	Rated Volt. kV	Fig No.	Mechanical Failing load		Creepage Dis. mm	Main dimensions				Weight
				Bend kN	Torsion kN		H	D	n ₁ .d ₁ -a ₁	n ₂ .d ₂ -a ₂	
2130.1	ZCW-1200-N2	126	28	-	2	3150	1200	240	4-M16-Φ127	4-Φ18-Φ225	67.8
2130.2	ZCW-1200-N2	126	29	-	2	3150	1200	240	4-Φ18-Φ225	4-M16-Φ127	67.8
2132.1	ZCW-1200-N2	126	28	-	2	3150	1150	240	4-M12-Φ160	4-Φ18-Φ225	65
2132.2	ZCW-1200-N2	126	29	-	2	3150	1150	240	4-Φ18-Φ225	4-M12-Φ160	65
2140.1	ZCW-1200-N2	126	28	-	2	3906	1200	272	4-M12-Φ160	4-Φ18-Φ225	77.5
2140.2	ZCW-1200-N2	126	29	-	2	3906	1200	272	4-Φ18-Φ225	4-M12-Φ160	77.5
2331.1	ZSW-1150-6	126	28	6	4	3150	1150	250	4-M12-Φ140	4-Φ18-Φ225	73.0
2331.2	ZSW-1150-12	126	30	12	4	3150	1150	265	4-Φ18-Φ225	8-Φ18-Φ254	96.2
2334.1	ZSW-1150-8	126	28	8	8	3150	1150	260	4-M12-Φ140	4-Φ18-Φ225	86.5
2334.2	ZSW-1150-16	126	30	16	8	3150	1150	275	4-Φ18-Φ225	8-Φ18-Φ250	103.3
2335.1	ZSW-1200-8	126	28	8	8	3150	1200	260	4-M16-Φ127	4-Φ18-Φ225	86.5
2335.2	ZSW-1200-16	126	30	16	8	3150	1200	275	4-Φ18-Φ225	8-Φ18-Φ250	103.3
2336.1	ZSW-1150-16	126	30	16	8	3150	1150	275	8-Φ18-Φ254	8-Φ18-Φ275	97
2336.2	ZSW-1150-32	126	30	32	8	3150	1150	310	8-Φ18-Φ275	8-Φ18-Φ300	140
2337.1	ZSW-1150-12.5	126	30	12.5	8	3150	1150	280	4-Φ18-Φ225	8-Φ18-Φ254	96.3
2337.2	ZSW-1150-25	126	30	25	8	3150	1150	310	8-Φ18-Φ254	8-Φ18-Φ275	123
2340.1	ZSW-1200-8	126	28	8	8	3906	1200	297	4-M16-Φ127	4-Φ18-Φ225	101.5
2340.2	ZSW-1200-16	126	30	16	8	3906	1200	307	4-Φ18-Φ225	8-Φ18-Φ250	118

2341.1	ZSW-1200-8	126	28	6	8	3906	1200	297	4-M12-Φ140	4-Φ18-Φ225	101.5
2341.2	ZSW-1200-16	126	30	16	8	3906	1200	307	4-Φ18-Φ225	8-Φ18-Φ250	118
2530	ZSW-2120-8	252	30	8	8	6300	2120	275	4-Φ18-Φ225	4-Φ18-Φ254	172
2540	ZSW-2120-8	252	28	8	8	7812	2120	303	4-M12-Φ140	4-Φ18-Φ250	190.6
3321.1	ZSW-1200-4	110	30	4	2	3025	1200	245	4-Φ14-Φ190	4-Φ18-Φ225	66
3321.2	ZSW-1100-8.5	110	30	8.5	10	2308	1100	245	4-Φ18-Φ225	4-Φ18-Φ250	66
3321.3	ZSW-1100-17	110	30	17	10	2710	1100	280	4-Φ18-Φ250	8-Φ18-Φ250	98
3332.1	ZSW-1060-4	110	30	4	2	3025	1060	250	4-Φ14-Φ190	8-Φ18-Φ225	65
3332.2	ZSW-1060-8.5	110	30	8.5	6	3025	1060	265	8-Φ18-Φ225	8-Φ18-Φ225	78
3332.3	ZSW-1080-12	110	30	12	6	3025	1080	285	8-Φ18-Φ225	8-Φ18-Φ250	97
3334.1	ZSW-1200-6	110	28	6	3	3150	1200	250	4-M12-Φ140	4-Φ18-Φ225	70
3334.2	ZSW-1150-10	110	30	10	4	3150	1150	270	4-Φ18-Φ225	8-Φ18-Φ254	94
3334.3	ZSW-1150-20	110	30	20	10	3150	1150	285	8-Φ18-Φ254	8-Φ18-Φ254	102
3335.1	ZSW-1220-8	110	30	8	4	3150	1220	270	4-Φ18-Φ225	8-Φ18-Φ254	87
3335.2	ZSW-1080-17.5	110	30	17.5	8	3090	1080	295	8-Φ18-Φ254	8-Φ18-Φ254	100
3335.3	ZSW-1200-23.5	110	30	23.5	8	3200	1200	315	8-Φ18-Φ254	8-Φ18-Φ275	130.5
3530.1	ZSW-1600-4	145	30	4	2	4538	1600	255	4-Φ14-Φ190	8-Φ18-Φ225	98
3530.2	ZSW-1600-4	145	30	4	2	4538	1600	270	8-Φ18-Φ225	8-Φ18-Φ250	116
5130.1	ZCW-1500-N4	145	28	--	4	4720	1500	255	8-M10-Φ127	4-Φ18-Φ210	92.5
5130.2	ZCW-1500-N4	145	30	--	4	4720	1500	255	4-Φ18-Φ210	4-Φ18-Φ210	95.3
5130.3	ZCW-1400-N4	145	29	--	4	4310	1400	255	4-Φ18-Φ210	8-M10-Φ127	86.3
5140.1	ZCW-1500-N4	145	28	--	4	5800	1500	295	8-M10-Φ127	4-Φ18-Φ210	113.0
5140.2	ZCW-1500-N4	145	30	--	4	5800	1500	295	4-Φ18-Φ210	4-Φ18-Φ210	115.6
5140.3	ZCW-1400-N4	145	29	--	4	4550	1400	295	4-Φ18-Φ210	8-M10-Φ127	105.5
5150.1	ZCW-2200-N4	252	28	--	4	6875	2200	255	8-M10-Φ127	4-Φ18-Φ210	132
5150.2	ZCW-2200-N4	252	29	--	4	6875	2200	255	4-Φ18-Φ210	8-M10-Φ127	132
5330.1	ZSW-1500-12.5	145	28	12.5	10	4850	1500	290	4-M16-Φ127	8-Φ18-Φ254	137.5
5330.2	ZSW-1500-25	145	30	25	10	4700	1500	315	8-Φ18-Φ254	8-Φ18-Φ300	185.8
5330.3	ZSW-1400-40	145	30	40	10	4200	1400	345	8-Φ18-Φ300	8-Φ18-Φ325	214.5
5332.1	ZSW-1500-8	145	30	8	10	4720	1500	270	4-Φ18-Φ225	8-Φ18-Φ254	125.0
5332.2	ZSW-1500-16	145	30	16	10	4720	1500	295	8-Φ18-Φ254	8-Φ18-Φ275	152.0
5332.3	ZSW-1400-25.5	145	30	25.5	10	4320	1400	310	8-Φ18-Φ275	8-Φ18-Φ300	170.5
5336.1	ZSW-1500-16	145	30	16	10	4840	1500	275	8-Φ18-Φ254	8-Φ18-Φ275	156
5336.2	ZSW-1500-32	145	30	32	10	4800	1500	340	8-Φ18-Φ275	8-Φ18-Φ300	216.5
5336.3	ZSW-1500-12.5	145	30	51	10	4110	1400	355	8-Φ18-Φ300	8-Φ18-Φ325	243.6
5340.1	ZSW-1500-12.5	145	28	12.5	10	5850	1500	330	4-M16-Φ127	8-Φ18-Φ254	158.3
5340.2	ZSW-1500-25	145	30	25	10	5800	1500	365	8-Φ18-Φ254	8-Φ18-Φ300	211.0
5340.3	ZSW-1400-40	145	30	40	10	5400	1400	390	8-Φ18-Φ300	8-Φ18-Φ325	239.0
5350.1	ZSW-2200-12.5	252	29	12.5	10	6875	2200	310	4-M16-Φ127	8-Φ18-Φ300	235
5350.2	ZSW-2200-25	252	30	25	10	6875	2200	345	8-Φ18-Φ300	8-Φ18-Φ356	326
8101.1	ZCW-1675-N4	145	30	--	4	5000	1675	275	8-Φ18-Φ254	8-Φ18-Φ275	145
8101.2	ZCW-1675-N4	145	30	--	4	5000	1675	275	8-Φ18-Φ275	8-Φ18-Φ275	145
8102.1	ZCW-2100-N6	252	30	--	6	6670	2100	310	8-Φ18-Φ254	8-Φ18-Φ275	224

8102.2	ZCW-2100-N6	252	30	--	6	6670	2100	310	8-Φ18-Φ275	8-Φ18-Φ275	224
8301.1	ZSW-1675-12.5	145	30	12.5	10	5000	1675	290	8-Φ18-Φ254	8-Φ18-Φ275	173
8301.2	ZSW-1675-25	145	30	25	10	5000	1675	335	8-Φ18-Φ275	8-Φ18-Φ300	220
8301.3	ZSW-1675-37.5	145	30	37.5	10	5000	1675	370	8-Φ18-Φ300	8-Φ18-Φ325	265
8301.4	ZSW-1675-50	145	30	50	10	5000	1675	385	8-Φ18-Φ325	8-Φ18-Φ356	311
8302.1	ZSW-2100-12.5	252	28	12.5	10	6670	2100	325	4-M16-Φ127	8-Φ18-Φ300	260
8302.2	ZSW-2100-25	252	30	25	10	6670	2100	365	8-Φ18-Φ300	8-Φ18-Φ325	374
8302.3	ZSW-2100-37.5	252	30	37.5	10	6670	2100	400	8-Φ18-Φ325	8-Φ18-Φ356	435
8303.1	ZSW-2100-16	252	30	16	10	6670	2100	330	8-Φ18-Φ275	8-Φ18-Φ325	260
8303.2	ZSW-2100-32	252	30	32	10	6670	2100	370	8-Φ18-Φ325	8-Φ18-Φ356	375
8303.3	ZSW-2100-48	252	30	48	10	6670	2100	400	8-Φ18-Φ356	8-Φ18-Φ400	400

±500KV DC POST PORCELAIN INSULATOR

Main technical data:

BIL:2550KV peak value BSL:1550KV peak value

1min AC wet withstand voltage: AC 630KV (r.m.s)

60min DC wet withstand voltage: DC 773KV

Item No.	Type	Fig No.	Mechanical Failing load		Creepage Dis. mm	Main dimensions				Weight	Component part
			Bend kN	Torsion kN		H	D	n ₁ .d ₁ -a ₁	n ₂ .d ₂ -a ₂		
5901	ZSZ-500/5K	19	5	10	21100	6700	370	4-Φ18-Φ225	8-Φ18-Φ325	720	5901.1+ 5901.2+ 5901.3+ 5901.4
5902	ZSZ-500/8K	19	8	10	27810	8000	410	8-Φ18-Φ275	8-Φ18-Φ356	1170	5902.1+ 5902.2+ 5902.3+ 5902.4